

# Early Childhood Networks in Jefferson County, CO

## Data Summary of the Jeffco CPRM

Fall 2023

### Background

In partnership with the Colorado Gives Foundation, Visible Network Labs (VNL) launched a project in September 2023 to develop the Jeffco CPRM. A CPRM is a Community Partner Relationship Management platform. The Jeffco CPRM includes a databased of organizations in Jefferson County working on various issues (e.g. social, economic, educational, mental health, health, and more), the services and resources they provide, and maps and measures the relationships among them.

This project began with a focus on four key areas: Workforce, Early Childhood, Older Adults, and Food Systems. Using a social network analysis (SNA), the Jeffco CPRM allows us to answer:

- what types of programs and resources are being provided and where,
- who is working collaboratively (or not) across various domains,
- what priorities, indicators, and outcomes community organizations are working towards,
- what gaps in resources and issues exist that are contributing to the larger problem, and
- how additional systems building can strengthen collective community efforts.

A subset of 119 organizations were invited to participate in the Jeffco CPRM data collection. Organizations identified as primarily Early Childhood/Education were included in the first phase of data collection.

This report provides an overview of the results from the angle of Early Childhood and Education.

Total number of  
organizations  
providing early  
childhood and  
education services

45

# Early Childhood/Education Overview

### HOW TO INTERPRET A NETWORK MAP

In a network map, partnerships are visualized as “nodes” (circles) and “edges” (lines) which represent the network members and the relationships between them. Nodes may be color-coded by certain organizational characteristics, such as jurisdiction or sector. Nodes can also be different sizes with larger nodes indicating more relationships.

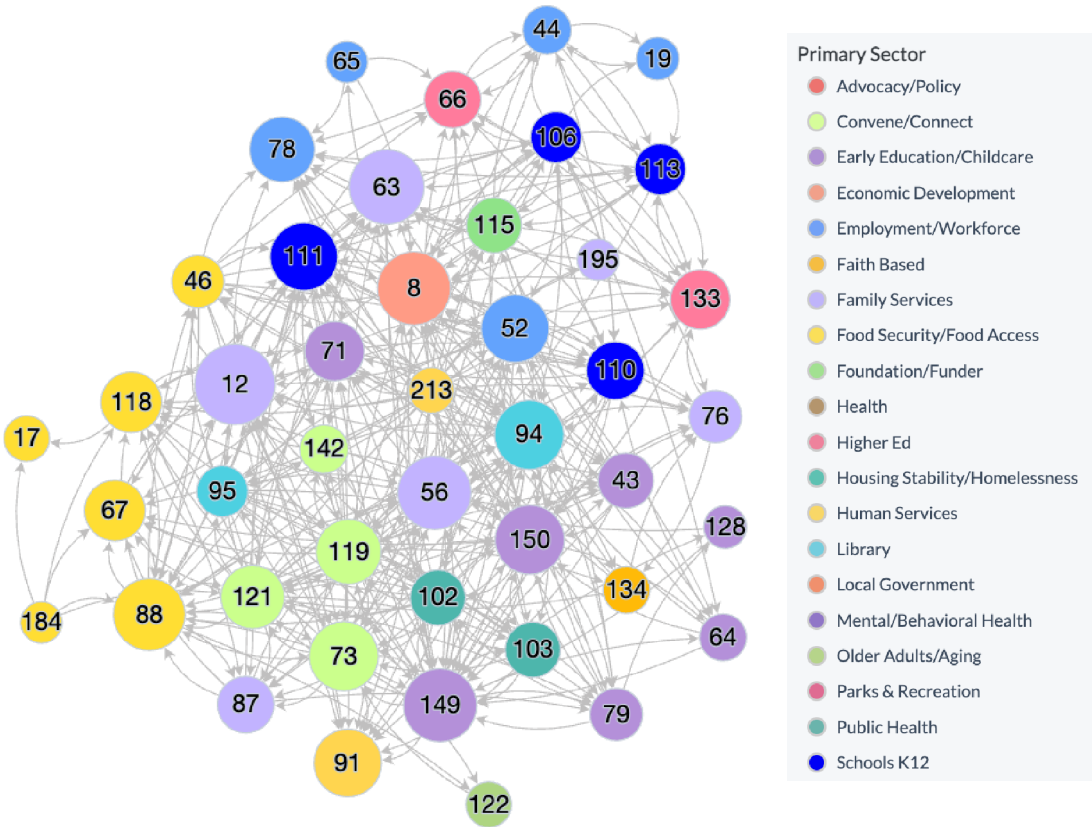
Edge

Node

KEY: Relationship Node

This network map shows the organizations that responded **Yes** to providing early childhood/education services and colored by primary sector.

Each organization is represented as a circle (called a "node") and coded by its primary sector. The larger nodes were selected most often as a partner by the respondents. The nodes are labeled with a map label identification. The list of map labels and organizations can be found in the network report.



When broken down by corridor of poverty, we observed the same pattern in responses across all of the corridors.

	Yes	No
Arvada Corridor	32	13
Wheat Ridge, Edgewater and Lakewood Corridor	36	12
South Lakewood/Golden Corridor	33	10
Unincorporated- Rural Jefferson County	27	12
Other, please specify	5	3


# Early Childhood/Education Overview

This map shows only the organizations that self identified as providing early childhood and education services. The larger nodes were selected most often as a partner by the respondents (in-degree score). They are colored by their perception of the level of success around building collaborative networks.

**Overall, the organizations with higher in-degree scores are also the ones who believe there has been success at building collaborative networks.** However, there are a few larger nodes that selected **very unsuccessful** for this question. Addressing why these organizations believe the building of collaborative networks has not been a success is important to the health and effectiveness of the overall network.

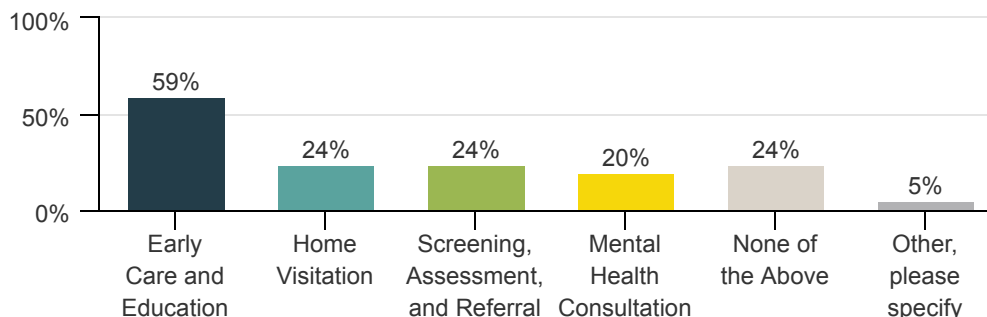
Question 29: Collaboration is a core value among many organizations in Jefferson County. From your perspective, how successful have we been as a community of partners at successfully building collaborative networks to serve the people of Jefferson County? (Select one)

- Very Unsuccessful
- Unsuccessful
- More Unsuccessful Than Successful
- More Successful Than Unsuccessful
- Successful
- Very Successful
- No Data



Respondent organizations providing early childhood/education services were further asked if they are advancing strategies from the Jeffco Bright Futures Roadmap. Over half of organizations (59%) are providing **early care and education**, while 24% of organizations are providing none of the options listed. This may be an area to address if there is a need for more organizations to work towards these specific goals.

**Is your organization advancing strategies outlined in the "Jeffco Bright Futures Roadmap"? If so, please identify which ones. (Select all that apply) N=41**



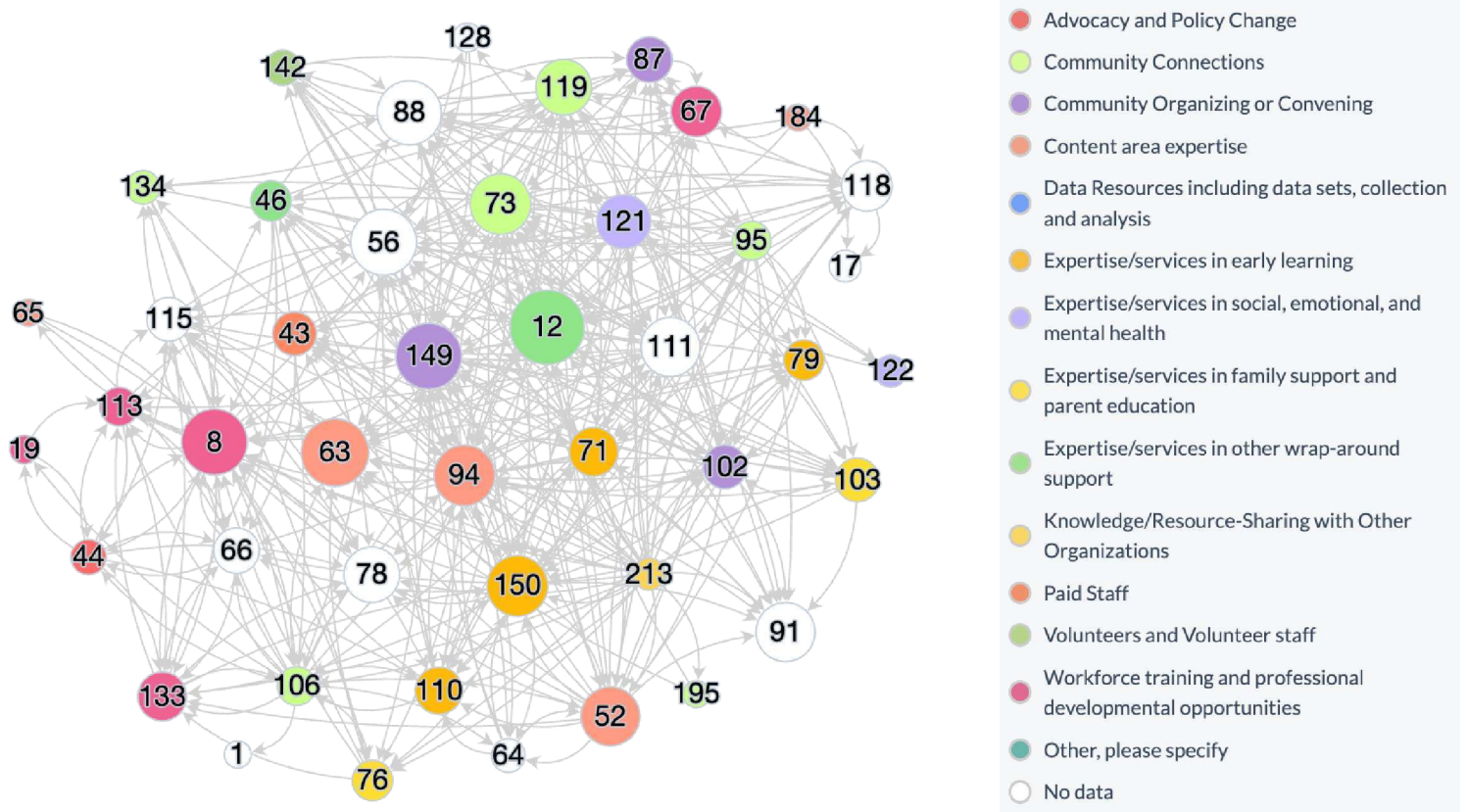
*Other, please specify*

- Grief counseling services
- I am a part of the communications workgroup for Triad Bright Futures - working to create a plan for information dissemination regarding the Jeffco Bright Futures Roadmap



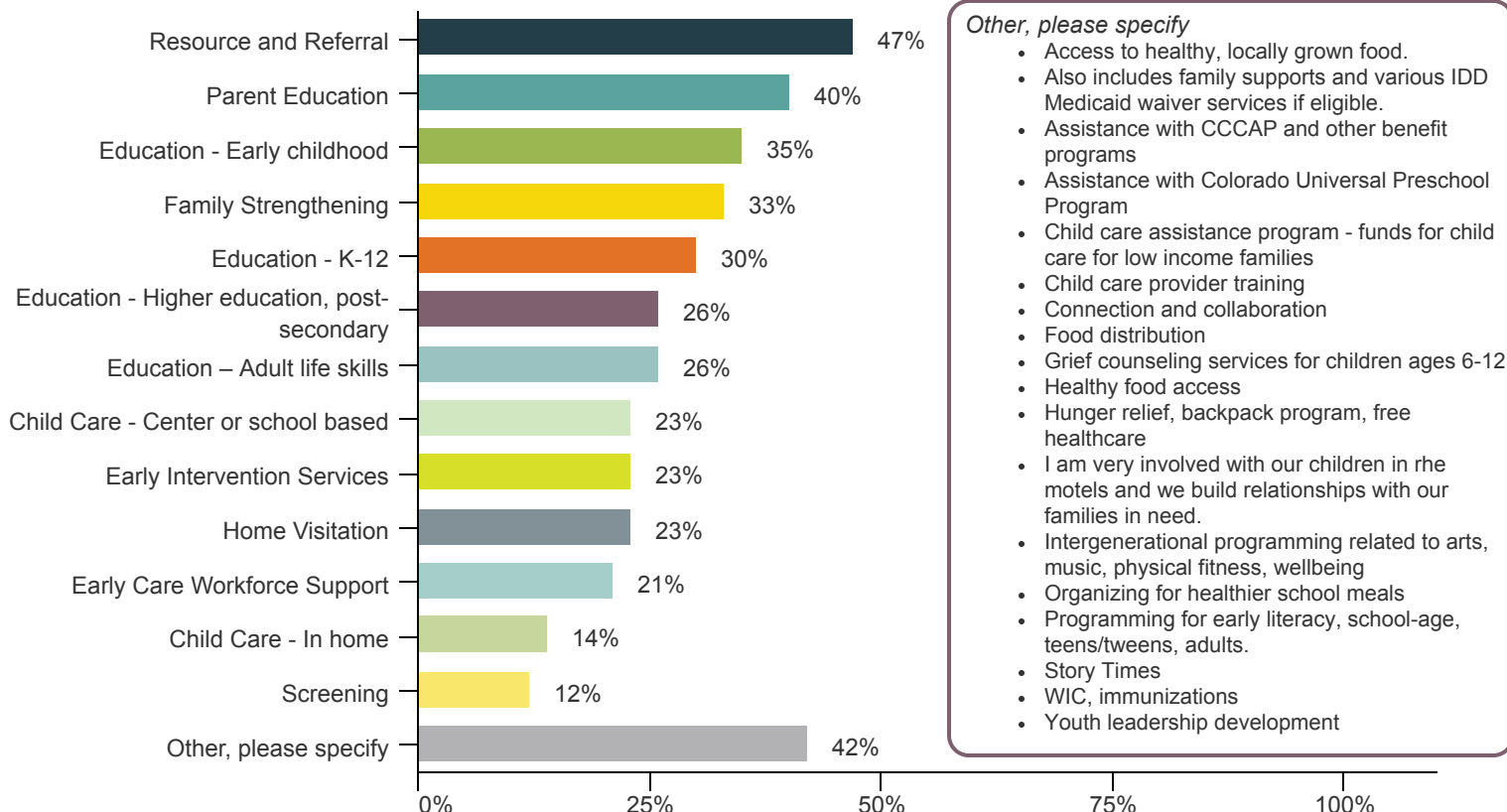
This map shows early childhood/education respondent organizations and the most important resource they contribute. **Knowledge/resource sharing, community organizing and convening, and workforce training** are among the most important resources contributed by respondent organizations.

### What is your organization's most important resource contribution to providing services to people in Jefferson County?



**Resource and referrals** and **parent education** are the most common services provided. When broken down by cities where organizations provide services, there are a greater number of organizations providing **resources and referrals, parent education, early childhood education and K-12 education** in Lakewood. Whereas, these services are provided less in Golden, Littleton, and Westminster.

### Which types of Early Childhood/Education services do you provide? (Select all that apply) N=43



Question 2: In what cities do you provide services? (Select all that apply)								
	Arvada	Edgewater	Golden	Lakewood	Littleton	Westminster	Wheat Ridge	
Child Care - In home	5	5	3	6	3	4	4	
Child Care - Center or school based	8	5	5	10	6	6	6	
Early Care Workforce Support	7	7	5	9	5	6	6	
Education - Early childhood	13	11	10	15	10	12	12	
Education - K-12	10	10	9	13	10	11	10	
Education - Higher education, post-secondary	9	8	8	10	7	8	8	
Education - Adult life skills	9	9	7	10	7	6	8	
Home Visitation	9	8	6	10	7	7	8	
Parent Education	15	15	12	17	12	11	14	
Resource and Referral	16	15	13	20	13	12	16	
Screening	4	4	4	5	4	4	4	
Other, please specify	15	15	15	16	14	12	16	
Family Strengthening	11	11	8	14	8	8	10	
Early Intervention Services	9	8	7	10	7	8	8	

When the organizations in the network were categorized by primary sector, there were 37 organizations in the network that primarily focus on higher education, K-12 education/schools, or provide early childhood/childcare services. The top ten organizations that are information exchangers and network brokers among these organizations are listed below. **Triad Early Childhood Council** (highlighted in teal), **Triad Bright Futures** (highlighted in orange), **Jeffco Head Start** (highlighted in purple), **Jeffco Public Schools - Career Development** (highlighted in gray), and **Jeffco Public Schools - Family & Community Engagement** (highlighted in yellow) are high in all categories which means they are key players in the network. The **CO Office of Early Childhood** (highlighted in green) was one of the most selected partners, but they are not ranked higher in the other categories because they were not invited to take the survey.

**Information Exchangers** are people or organizations close to a large number of network members. Information exchangers can communicate more quickly and easily with others in the network compared to less central nodes.

**Network Brokers** are people or organizations with high betweenness centrality scores. They are in a position to serve as facilitators or gatekeepers of information and resources.

**A possible limitation:** the highest centrality organizations for out-degree, betweenness, and closeness were invited to participate in the survey during the first two phases. We should be able to refine these types of centrality findings as we get data from additional members in the network (betweenness and closeness are also more sensitive to missing data so we expect them to change with additional data).

Information Exchangers	Network Brokers	Most often selected as a partner	Selected the most partners
Jeffco Head Start	Triad Bright Futures	Triad Bright Futures	Triad Early Childhood Council
Jeffco Public Schools - Career Development	Jeffco Public Schools - Career Development	CO Office of Early Childhood	Jeffco Public Schools - Career Development
Triad Early Childhood Council	Triad Early Childhood Council	Triad Early Childhood Council	Jeffco Public Schools - Family & Community Engagement
Triad Bright Futures	Red Rocks Community College - Workforce Services	Jeffco Public Schools - Family & Community Engagement	Triad Bright Futures
Jeffco Public Schools - Family & Community Engagement	Jeffco Public Schools - Family & Community Engagement	Jeffco Head Start	CO Statewide Parent Coalition
CO Statewide Parent Coalition	CO Statewide Parent Coalition	CO Community College System	Head Start, Lakewood
Head Start, Lakewood	Jeffco Public Schools - Early Learning	Jeffco Public Schools - Early Childhood	Jeffco Public Schools - Early Learning
Jeffco Public Schools - Early Learning	Jeffco Public Schools - Postsecondary Workforce Readiness	Red Rocks Community College - Child Care Innovations	Red Rocks Community College - Workforce Services
Red Rocks Community College - Workforce Services	Front Range Community College	CO Department of Education	Jeffco Child Care Association
Jeffco Child Care Association	Head Start, Lakewood	Red Rocks Community College - Workforce Services	Jeffco Public Schools - Postsecondary Workforce Readiness