

Network Analysis Highlights

This document presents highlights of the findings from the First 2000 Days Network survey conducted in October, 2015 with 48 participants who were asked a series of questions on how the Network is impacting their work in the Early Childhood Development (ECD) system in Calgary and Area.

How is First 2000 Days Network strengthening partnerships? (Figure 1)

Participants identified a total of **809 partnerships**.

- 36% or 290 partnerships were created through First 2000 Days activities.
- 18% or 148 partnerships were strengthened by First 2000 Days activities.
- 54% or 438 partnerships are attributed to activities related to the First 2000 Days Network.
- Of the 438 partnerships attributed to the First 2000 Days, **48%** are classified as either steady or fully engaged partnerships.
- 26% as fully engaged partnerships, while 22% are classified as steady partnerships.

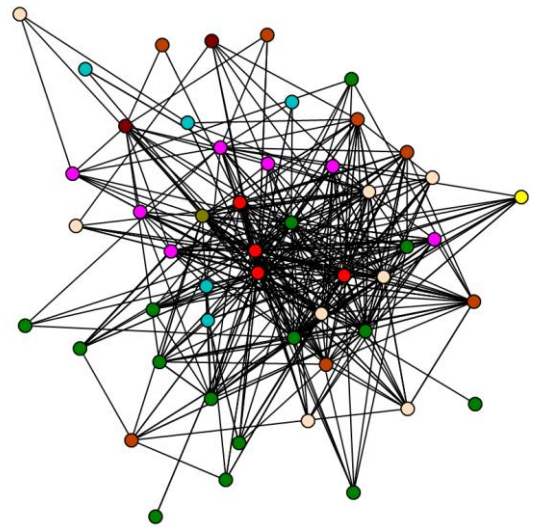


Figure 1:
First 2000 Days Network Partnerships

What is the impact of different partnerships?

Partnerships resulted in different outcomes including:

- 52% exchanged information
- 42% shared resources
- 30% augmented organizational capacity
- 23% improved services or supports for young children and families
- 20% increased efficiency and effectiveness
- 18% produced systems change
- 17% developed new programs

How closely are partners working together in their different relationships? (Figure 2)

A range of working relationships were identified including:

- 13% Integrated
- 20.5% Coordinated
- 33% Cooperative
- 30.5% Awareness Only

Most partnerships (461) were characterized as having 'awareness of one another' or as 'engaging in cooperative activities'. The partnerships identified as 'coordinated' or 'integrated' illustrate a higher degree of collaboration and are more prepared to create mutually reinforcing activities and shared measurement practices which is an objective for achieving Collective Impact.

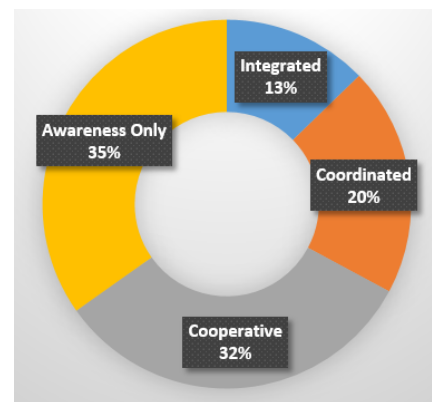


Figure 2:
Working relationships of partners

What resources do partners contribute the most to the Network?

The following list indicates the specific resources and how many of the 48 participants could contribute to them:

- Community connections(31)
- Knowledge of resources(30)
- Support & commitment to engage in systems building(30)
- Expertise in early learning(24)
- Advocacy and policy change(22)
- Expertise in family support & parent education(21)
- Facilitation/community convener(21)
- Leadership in the early childhood field (20)
- Services for young children and their families(20)
- Training & professional development opportunity(20)
- Communications(19)

What is the quality of relationships in the First 2000 Days Network? (Figure 3)

Participants reported *high levels of trust among partners at 78%* and *positive perceptions of the value at 76%* that engaging in partnerships brings to the system. Based on a dataset of 480 PARTNER networks, an average trust score is 75.85% with most organizations reporting a “great deal” of trust and value towards their partners.

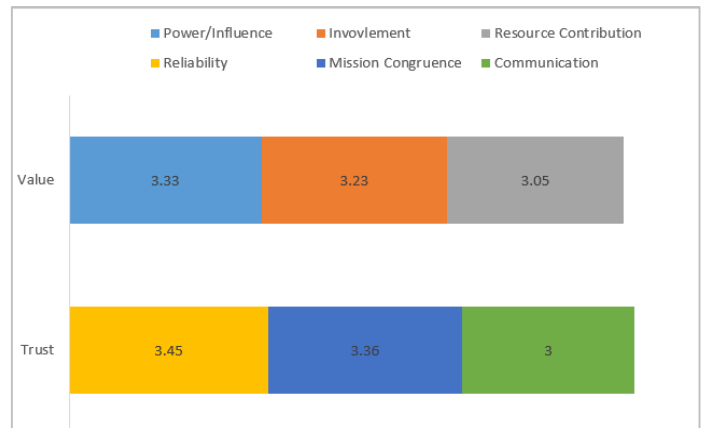


Figure 3: Levels of Trust and Value for Network Partners

What has the First 2000 Days Network achieved in the last year?

The following lists show how many of the 48 participants identified certain achievements made by the Network and particular opportunities for next steps:

What the First 2000 Days has achieved:

- *Convening various organizations, agencies and community groups around a shared goal (37)
- Improved/increased knowledge and awareness of early childhood issues and community resources and programs to support young children and families among partners (37)
- Improved/increased collaboration (e.g. sharing, aligning, leveraging) among partners (34)
- Increasing its visibility in the community (34)
- Providing leadership in bringing community partners together to address identified issues (32)
- Improved/increased relationships and trust between partners (30)
- Building public engagement to increase support for young children and families (29)
- Creating a shared vision for the broader ECD system among partners (29)
- Increasing its visibility at the provincial level (27)

*Highest indicated response

Where to focus on next...

- Identifying, enhancing and leveraging existing best practices & effective strategies to support young children and families. (24)
- Improved/increased data sharing (formal or informal) among partners (23)
- Improved/increased understanding of a common measure of success for the ECD sector (21)
- Shared advocacy, policy work and/or research among partners (19)
- Improved/increased project funding/coordination among partners (7)
- Other (1)

If you would like more information on *The First 2000 Days Network and systems change within the Early Childhood System in Calgary & Area*, please contact: info@2000days.ca. If you would like more information on Network Mapping and Analysis please contact us at: partnertool@ucdenver.edu.

